

SUPPORT GROWTH: A SUSTAINABLE FUTURE FOR IRELAND'S DRINKS AND HOSPITALITY SECTOR

- August 2024 -

A Drinks Industry Group of Ireland Report

Economic analysis by Anthony Foley, Dublin City University Business School



Connect with us at:

www.supportyourlocal.ie |

www.drinksindustry.ie

X: @DIGI_Ireland

TABLE OF CONTENTS

1. Foreword
2. Economic and Social Analysis
3. Percentage Decrease in number of Public Houses
4. Pub Closures in Ireland
5. Pub Closures by County

FOREWORD

The Irish pub is central to the cultural, social and economic fabric of Irish life, a cornerstone of our hospitality sector and an iconic symbol of Irish culture abroad. Equally, Irish restaurants are valuable indigenous businesses which are enjoyed by communities around the country.

For the last number of years, these cultural institutions and societal centre points have been in decline, particularly across rural Ireland where their loss is felt most acutely.

Such business closures harm local economies and the social lives of rural, often aging communities already facing social isolation. The local pub is often the only place where people can come together for a drink and a chat or host community events. Local restaurants serve as unique venues where people can connect and enjoy social experiences. If this trend of closures continues, Ireland will face the loss of significant social, cultural and economic assets.

Since 2005, over 2,000 pubs equating to approximately one-third of all such businesses have closed. The majority of these have been small, often family-run businesses. Further recent analysis found that in the last six-months of 2023, 283 food-led businesses such as restaurants, cafés and gastropubs closed, with 2024 to date seeing a further 212 of these businesses shuttered.

Ireland's drinks and hospitality businesses are currently operating in an environment where they are faced with significant and recurring cost challenges. The costs of doing business in the hospitality sector have skyrocketed in recent years, particularly on key line items such as energy and insurance costs. In tandem, the sector is faced with one of the most regressive excise tax environments for small and medium enterprises (SMEs) across Europe.

Hospitality businesses live on small margins where every euro matters and Ireland's excise tax policy, which is the second highest excise duty on drinks across the EU and UK, is an additional and punitive burden on these businesses. The impact of this adds significantly to an already very high-cost base.

Untapped potential

With the right supports in place, the hospitality sector has the potential to grow, enhancing its economic and social value to the country in the process. A survey we conducted among nearly 600 hospitality leaders in August 2024 found that almost one in four had seen their business costs increase by 20-30% in the last two years. An additional 15% found that their business costs had increased by over 40% in the last two years. However, the survey also found that with meaningful government support, including an excise tax rate cut, these business owners would respond positively: 23% would refurbish their business, 18% would hire more staff and 22% would

use it to meet other existing costs. An additional 13% of respondents said that if costs such as excise came down they would invest in new offerings or opportunities such as food or accommodation. These figures demonstrate the untapped potential of the industry.

The traditional Irish pub and restaurant is incredibly important to consumers as well. A recent survey conducted by Core Research among 1,000 Irish consumers found that almost 70% of Irish people visit our traditional pubs and restaurants to catch-up with friends and family, over half (58%) to celebrate family occasions, while one in four people go to the pub to watch sport.

An additional 54% of people said that the government should do more to support Irish pubs, with 50% of people saying they believe that the level of tax on alcohol should be reduced. This sentiment reflects an understanding of how intrinsic the sector is to our social and cultural fabric.

To support the sector, the government should reduce excise tax. Now is the time to push for a reset in government policy towards the drinks and hospitality sector. DIGI ask is that in Budget 2025, the government move to a sustainable excise tax policy by commencing the process of aligning Ireland's excise tax rates with other EU countries. This can be achieved by implementing a 15% excise tax reduction over the next two years, with a 7.5% decrease in 2025 followed by a 7.5% reduction in 2026. Such a measure would have an immediate impact by reducing the cost base for thousands of Irish businesses across the country.

In this report, you will read a short economic analysis of the continuing trend of decline in the Irish pub by Economist and Associate Professor Emeritus of Economics at DCU, Anthony Foley. This analysis is based on his comprehensive report *The Decline in the Number of Public Houses 2005 to 2023* which is available.

We also provide detailed research on the decline in the number of pubs in each county in Ireland since 2005 and the notable regional differences in same.



Kathryn D'Arcy

Chair, Drinks Industry Group of Ireland (DIGI)
Communications and Corporate Affairs
Director, Irish Distillers - Ireland

ECONOMIC AND SOCIAL ANALYSIS

The last 18 years has seen a significant decline in the number of public houses in Ireland. In the period 2005 to 2023, the number of pubs has reduced by 23.8%, from 8,617 businesses in 2005 to 6,563 for the most recent period in 2023. This represents a closure of 2,054 pubs across the country, an average of 114 closures per year.

The continuing trend of pub closures is reflected in every county in Ireland, with rural areas most significantly impacted. Between 2005 and 2023, the five counties which suffered the largest percentage reduction in the number of pubs were Limerick (35.6%), Roscommon (31.9%), Cork (31.4%), Tipperary (31.2%) and Laois (30.6%). In total, seven counties had decreases of 30% or higher, and another thirteen counties had decreases of 20% or higher.

The trend of pub closures is persistent. VFI data shows that from 2019 to 2023, the average annual decline in pubs was 144, with the total number of pubs falling from 7,137 to 6,563, a drop of 574 or 8.0%. There was a notable contrast between the sector's performance in Dublin versus the rest of the country, with 25.9% of regional pubs closing in the last 18 years outside of Dublin compared to 2.8% in Dublin.

This analysis comes on top of recently published data by the Restaurants Association of Ireland which found that 283 food-led businesses such as restaurants, cafés and gastropubs closed in the last six months of 2023, with a further 212 such businesses shuttered so far this year.

Considering these concerning statistics, fostering commercial sustainability is crucial to safeguarding rural Irish pubs. Ireland's drinks and hospitality businesses are operating in an environment where they are faced with significant and recurring financial challenges. The costs of doing business in the hospitality sector have skyrocketed in recent years. Energy, insurance, wages and other cost line items continue to rise, many by double digits. The sector is also faced with one of the most regressive excise tax environments for small and medium enterprises (SMEs) in Europe.

As the figures demonstrate, these challenges have been particularly harmful to rural pubs. With limited local markets and smaller populations, pubs in small towns and villages often operate on narrow profit margins, leaving them especially vulnerable to closure. Strategic, meaningful government intervention can alleviate these vulnerabilities.

Each of the 2,054 pubs which have closed since 2005 would have, in their own way, been integral to the fabric of their communities, serving as cultural and social hubs and often providing the only place wherein the people of small communities could socialise. For these people, the closure of these pubs has meant the loss of significant social, cultural and economic assets for local communities.

Supporting the Irish pub is not just about economics, it's about cultural and social considerations too:

- **Cultural Impact:** Irish pubs have acted as an iconic symbol of Irish culture abroad, attracting thousands of tourists to the country each year. Ireland's valued tourism and hospitality sector has greatly benefited from the reputation that the traditional Irish pub has garnered across the world. Despite the challenges faced by the sector, the Irish pub has remained a cornerstone of Ireland's cultural fabric, providing hospitality, food, entertainment and music to visitors and local people alike. To continue to let this cultural institution decline would be to abandon one of Ireland's most valuable assets. The importance of pubs to our tourism offering is even more pronounced in rural counties such as Cork (-31.4% pub decline), Clare (-30.6% pub decline) and Donegal (-26.9% pub decline).
- **Social Impact:** Irish pubs make a significant social contribution to their local communities, where they act as a vital 'third space' for socialisation. They are a place where communities can gather to have a drink and a chat with their family, friends and neighbours and serve as a venue to host community events. They are especially valuable to rural Ireland, where people can face higher levels of social isolation. In many cases, the local pub is the only social outlet. The decline of the rural pub thus undermines community cohesion and social relationships.

When examining opportunities to mitigate the trend of pub closures in Ireland, it is necessary to consider the impact immediate economic measures can have in supporting the sector. One such measure is excise duty.

Despite various challenges such as the 2008 financial crisis and the Covid-19 pandemic, the Irish economy has grown substantially over the last 18 years. This economic growth, with all other things being equal, should have supported the alcohol and public house sectors. However, Ireland's regressive tax policy on alcohol has hindered the potential of the industry to grow and made business increasingly difficult for publicans.

The value that the Irish pub brings to the country's social, cultural and economic life is not reflected in policy or the level of recognition and support it receives from the government. Irish pubs are faced with the second highest tax rate on alcohol in the EU and UK. When compared to our European neighbours, this abnormally high rate of excise puts Irish consumers and business owners at a disadvantage. It increases the cost base for publicans. It also impacts consumers who are already grappling with higher every day costs in many aspects of their daily lives.

For example, Ireland has the third highest excise on beer in the EU. An Irish pint is levied with 11.4 times the tax that it is levied with in Germany. Ireland also has the third highest excise level on spirits, meaning that in Ireland, a 70cl bottle of Irish whiskey sold at an off-licence is levied with an additional excise duty of almost €12. In an Italian off-licence, that same bottle of Irish whiskey has an excise duty of just €2.90. Additionally, Ireland has the second highest excise on wine. For a French visitor to Ireland, an 187ml standard glass of wine which would attract an excise duty in France of just 1 cent, is levied with an additional 80 cents excise duty here, while 15 EU countries do not charge any excise tax on wine at all.

To help the many business owners who have been affected by this punitive tax policy, the Drinks Industry Group of Ireland (DIGI) is proposing a 15% reduction in excise duties across two years. This would involve a 7.5% annual reduction, bringing Irish alcohol excise levels in line with the EU average, easing the strain on indigenous business owners.

A reduction in the excise rate, as proposed by DIGI, would have the effect of immediately improving conditions for pubs in Ireland, especially in rural areas. Furthermore, given the vital role pubs play in the cultural and social fabric of Irish communities, the benefits of lowering excise rates are significant.



Anthony Foley
Economist and Associate Professor Emeritus,
Dublin City University

Methodology

This analysis is based on Professor Anthony Foley's comprehensive report 'The Decline in the Number of Public Houses 2005 to 2023' which is available to read on www.supportyourlocal.ie. Within this you will find full detail of the report methodology.

PERCENTAGE DECREASE IN NUMBER OF PUBLIC HOUSES

Percentage decrease in number of public houses between 2005 to 2023 by county, in order of magnitude of percentage decrease:

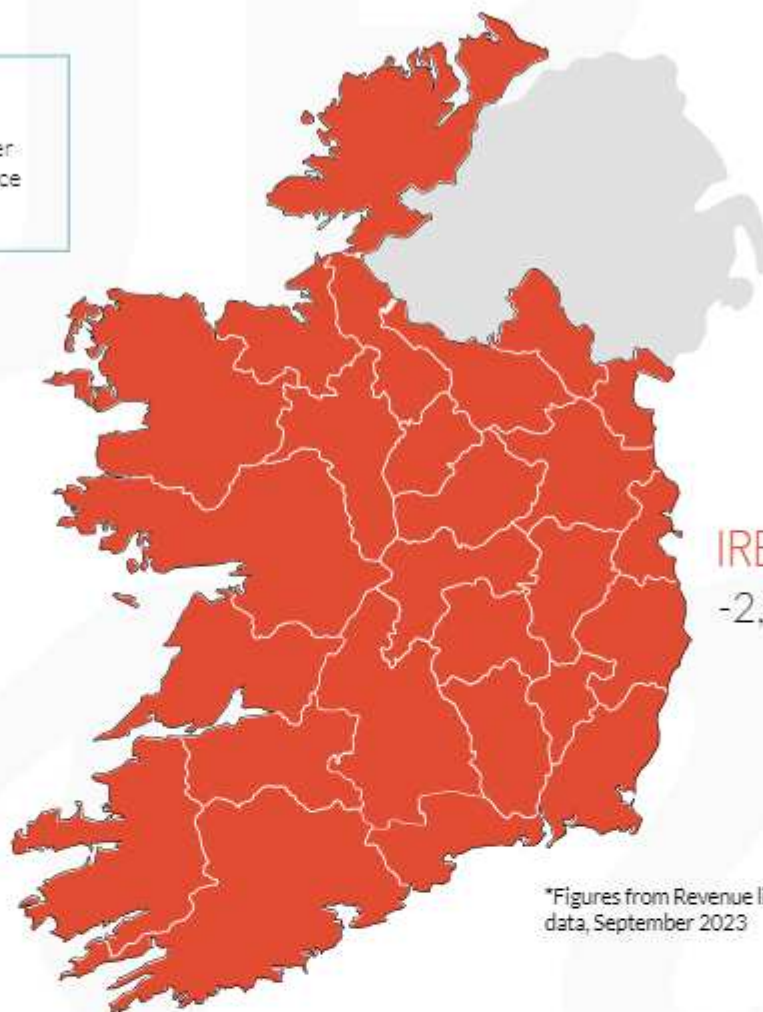
Rank in order of magnitude of % decline 2005-2023	County in order of % decrease in number of public houses 2005-2023	% decrease
1	Limerick	35.6
2	Roscommon	31.9
3	Cork	31.4
4	Tipperary	31.2
5/6	Laois	30.6
5/6	Clare	30.6
7	Westmeath	30
8	Mayo	28.9
9	Offaly	28
10	Leitrim	27.9
11	Longford	27.4
12	Donegal	26.9
13	Waterford	25.4
14	Sligo	25.1
15	Monaghan	24.8
16	Wexford	22.9
17	Louth	21.6
18	Kilkenny	21.7
19	Galway	21.6
20	Cavan	20.4
21	Kerry	18.5
22	Carlow	14.2
23	Kildare	12
24	Wicklow	8.9
25	Meath	6.7
26	Dublin	2.8

Source: VFI database

PUB CLOSURES IN IRELAND

IRELAND:

Decline in the number of pubs in Ireland since 2005.



IRELAND

-2,054 (▼ 23.8%)

*Figures from Revenue license data, September 2023

The Numbers:

18-YEAR TOTAL DECLINE	
2005	8,617 pubs in Ireland
2023	6,563 pubs in Ireland

2005-2023

2054 fewer pubs in Ireland
(a 23.8% decline)

23.8%

PRE → POST PANDEMIC DECLINE	
2019	7,137 pubs in Ireland
2020	6,890 pubs in Ireland
2021	6,788 pubs in Ireland
2022	6,680 pubs in Ireland
2023	6,563 pubs in Ireland

2019-2023

574 fewer pubs in Ireland
(a 8% decline)

8%

PUB CLOSURES IN IRELAND: CARLOW

CARLOW:

Decline in the number of pubs in Carlow since 2005



The Numbers:

18-YEAR TOTAL DECLINE	
2005	106 pubs in Carlow
2023	91 pubs in Carlow

2005-2023
15 fewer pubs in Carlow
(a 14.2% decline)

14.2%

PRE→POST PANDEMIC DECLINE	
2019	97 pubs in Carlow
2020	95 pubs in Carlow
2021	95 pubs in Carlow
2022	91 pubs in Carlow
2023	91 pubs in Carlow

2019-2023
6 fewer pubs in Carlow
(a 6.2% decline)

6.2%

PUB CLOSURES IN IRELAND: CAVAN

CAVAN:

Decline in the number of pubs in Cavan since 2005



The Numbers:

18-YEAR TOTAL DECLINE	
2005	221 pubs in Cavan
2023	176 pubs in Cavan

2005-2023

45 fewer pubs in Cavan
(a 20.4% decline)

20.4%

PRE→POST PANDEMIC DECLINE	
2019	194 pubs in Cavan
2020	189 pubs in Cavan
2021	183 pubs in Cavan
2022	183 pubs in Cavan
2023	176 pubs in Cavan

2019-2023

18 fewer pubs in Cavan
(a 9.3% decline)

9.3%

PUB CLOSURES IN IRELAND: CLARE

CLARE:

Decline in the number of pubs in Clare since 2005

CLARE
-114 (▼ 30.6%)



*Figures from Revenue license data, September 2023

The Numbers:

18-YEAR TOTAL DECLINE	
2005	373 pubs in Clare
2023	259 pubs in Clare

2005-2023
114 fewer pubs in Clare
(a 30.6% decline)

30.6%

PRE→POST PANDEMIC DECLINE	
2019	291 pubs in Clare
2020	284 pubs in Clare
2021	281 pubs in Clare
2022	277 pubs in Clare
2023	259 pubs in Clare

2019-2023
32 fewer pubs in Clare
(a 11% decline)

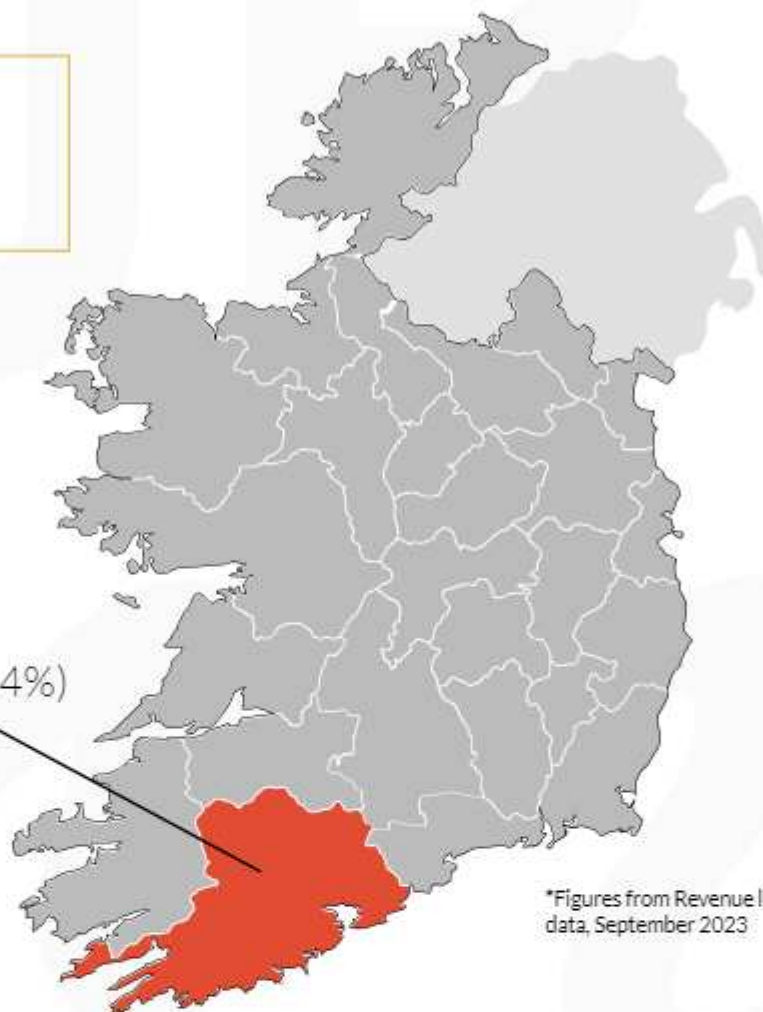
11%

PUB CLOSURES IN IRELAND: CORK

CORK:

Decline in the number of pubs in Cork since 2005

CORK
-383 (▼ 31.4%)



*Figures from Revenue license data, September 2023

The Numbers:

18-YEAR TOTAL DECLINE	
2005	1,221 pubs in Cork
2023	838 pubs in Cork

2005-2023

383 fewer pubs in Cork
(a 31.4% decline)

31.4%

PRE→POST PANDEMIC DECLINE	
2019	910 pubs in Cork
2020	892 pubs in Cork
2021	873 pubs in Cork
2022	856 pubs in Cork
2023	838 pubs in Cork

2019-2023

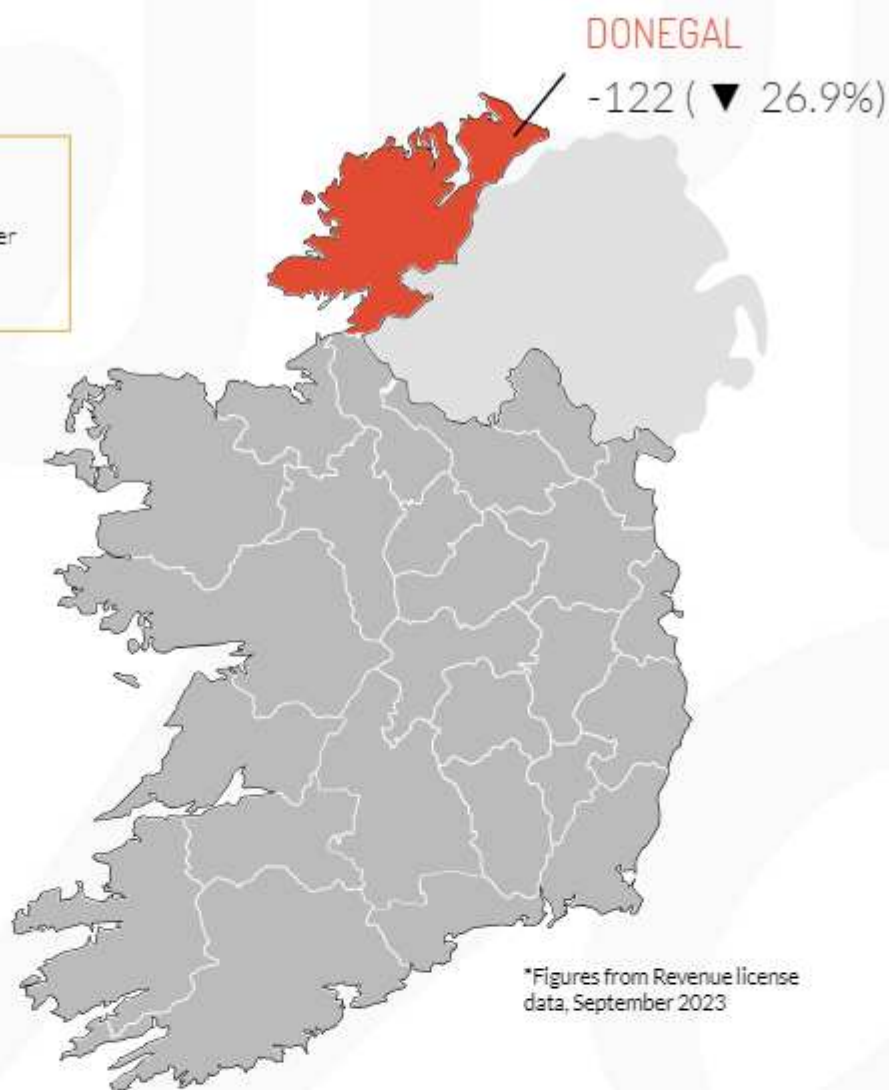
72 fewer pubs in Cork
(a 8% decline)

8%

PUB CLOSURES IN IRELAND: DONEGAL

DONEGAL:

Decline in the number of pubs in Donegal since 2005



The Numbers:

18-YEAR TOTAL DECLINE	
2005	453 pubs in Donegal
2023	331 pubs in Donegal

2005-2023
122 fewer pubs in Donegal
(a 26.9% decline)

26.9%

PRE → POST PANDEMIC DECLINE	
2019	367 pubs in Donegal
2020	332 pubs in Donegal
2021	334 pubs in Donegal
2022	334 pubs in Donegal
2023	331 pubs in Donegal

2019-2023
36 fewer pubs in Donegal
(a 10.9% decline)

10.9%

PUB CLOSURES IN IRELAND: DUBLIN

DUBLIN:

Decline in the number of pubs in Dublin since 2005



The Numbers:

18-YEAR TOTAL DECLINE	
2005	786 pubs in Dublin
2023	764 pubs in Dublin

2005-2023

22 fewer pubs in Dublin
(a 2.8% decline)

2.8%

PRE→POST PANDEMIC DECLINE	
2019	785 pubs in Dublin
2020	754 pubs in Dublin
2021	752 pubs in Dublin
2022	759 pubs in Dublin
2023	764 pubs in Dublin

2019-2023

21 fewer pubs in Dublin
(a 2.7% decline)

2.7%

PUB CLOSURES IN IRELAND: GALWAY

GALWAY:

Decline in the number of pubs in Galway since 2005

GALWAY

-124 (▼ 21.6%)



*Figures from Revenue license data, September 2023

The Numbers:

18-YEAR TOTAL DECLINE	
2005	574 pubs in Galway
2023	450 pubs in Galway

2005-2023

124 fewer pubs in Galway
(a 21.6% decline)

21.6%

PRE→POST PANDEMIC DECLINE	
2019	472 pubs in Galway
2020	460 pubs in Galway
2021	456 pubs in Galway
2022	452 pubs in Galway
2023	450 pubs in Galway

2019-2023

22 fewer pubs in Galway
(a 4.7% decline)

4.7%

PUB CLOSURES IN IRELAND: KERRY

KERRY:

Decline in the
number of pubs in
Kerry since 2005

KERRY

-93 (▼ 18.5%)



*Figures from Revenue license
data, September 2023

The Numbers:

18-YEAR TOTAL DECLINE	
2005	503 pubs in Kerry
2023	410 pubs in Kerry

2005-2023

93 fewer pubs in Kerry
(a 18.5% decline)

18.5%

PRE→POST PANDEMIC DECLINE	
2019	448 pubs in Kerry
2020	434 pubs in Kerry
2021	426 pubs in Kerry
2022	413 pubs in Kerry
2023	410 pubs in Kerry

2019-2023

38 fewer pubs in Kerry
(a 8.5% decline)

8.5%

PUB CLOSURES IN IRELAND: KILDARE

KILDARE:

Decline in the number of pubs in Kildare since 2005



The Numbers:

18-YEAR TOTAL DECLINE	
2005	191 pubs in Kildare
2023	168 pubs in Kildare

2005-2023
23 fewer pubs in Kildare
(a 12% decline)

12%

PRE → POST PANDEMIC DECLINE	
2019	171 pubs in Kildare
2020	167 pubs in Kildare
2021	165 pubs in Kildare
2022	169 pubs in Kildare
2023	168 pubs in Kildare

2019-2023
3 fewer pubs in Kildare
(a 1.8% decline)

1.8%

PUB CLOSURES IN IRELAND: KILKENNY

KILKENNY:

Decline in the number of pubs in Kilkenny since 2005



KILKENNY

-49 (▼ 21.7%)

*Figures from Revenue license data, September 2023

The Numbers:

18-YEAR TOTAL DECLINE	
2005	226 pubs in Kilkenny
2023	177 pubs in Kilkenny

2005-2023

49 fewer pubs in Kilkenny
(a 21.7% decline)

21.7%

PRE→POST PANDEMIC DECLINE	
2019	195 pubs in Kilkenny
2020	191 pubs in Kilkenny
2021	185 pubs in Kilkenny
2022	177 pubs in Kilkenny
2023	177 pubs in Kilkenny

2019-2023

18 fewer pubs in Kilkenny
(a 9.2% decline)

9.2%

PUB CLOSURES IN IRELAND: LAOIS

LAOIS:

Decline in the number of pubs in Laois since 2005



LAOIS

-48 (▼ 30.6%)

*Figures from Revenue license data, September 2023

The Numbers:

18-YEAR TOTAL DECLINE	
2005	157 pubs in Laois
2023	109 pubs in Laois

PRE→POST PANDEMIC DECLINE	
2019	122 pubs in Laois
2020	118 pubs in Laois
2021	109 pubs in Laois
2022	110 pubs in Laois
2023	109 pubs in Laois

2005-2023

48 fewer pubs in Laois
(a 30.6% decline)

30.6%

2019-2023

13 fewer pubs in Laois
(a 10.6% decline)

10.6%

PUB CLOSURES IN IRELAND: LEITRIM

LEITRIM:

Decline in the number of pubs in Leitrim since 2005

LEITRIM

-39 (▼ 27.9%)



*Figures from Revenue license data, September 2023

The Numbers:

18-YEAR TOTAL DECLINE	
2005	140 pubs in Leitrim
2023	101 pubs in Leitrim

2005-2023

39 fewer pubs in Leitrim
(a 27.9% decline)

27.9%

PRE → POST PANDEMIC DECLINE	
2019	108 pubs in Leitrim
2020	104 pubs in Leitrim
2021	103 pubs in Leitrim
2022	100 pubs in Leitrim
2023	101 pubs in Leitrim

2019-2023

7 fewer pubs in Leitrim
(a 6.5% decline)

6.5%

PUB CLOSURES IN IRELAND: LIMERICK

LIMERICK:

Decline in the number of pubs in Limerick since 2005

LIMERICK
-170 (▼ 35.6%)



*Figures from Revenue license data, September 2023

The Numbers:

18-YEAR TOTAL DECLINE	
2005	478 pubs in Limerick
2023	308 pubs in Limerick

2005-2023
170 fewer pubs in Limerick
(a 35.6% decline)

35.6%

PRE → POST PANDEMIC DECLINE	
2019	358 pubs in Limerick
2020	344 pubs in Limerick
2021	339 pubs in Limerick
2022	325 pubs in Limerick
2023	308 pubs in Limerick

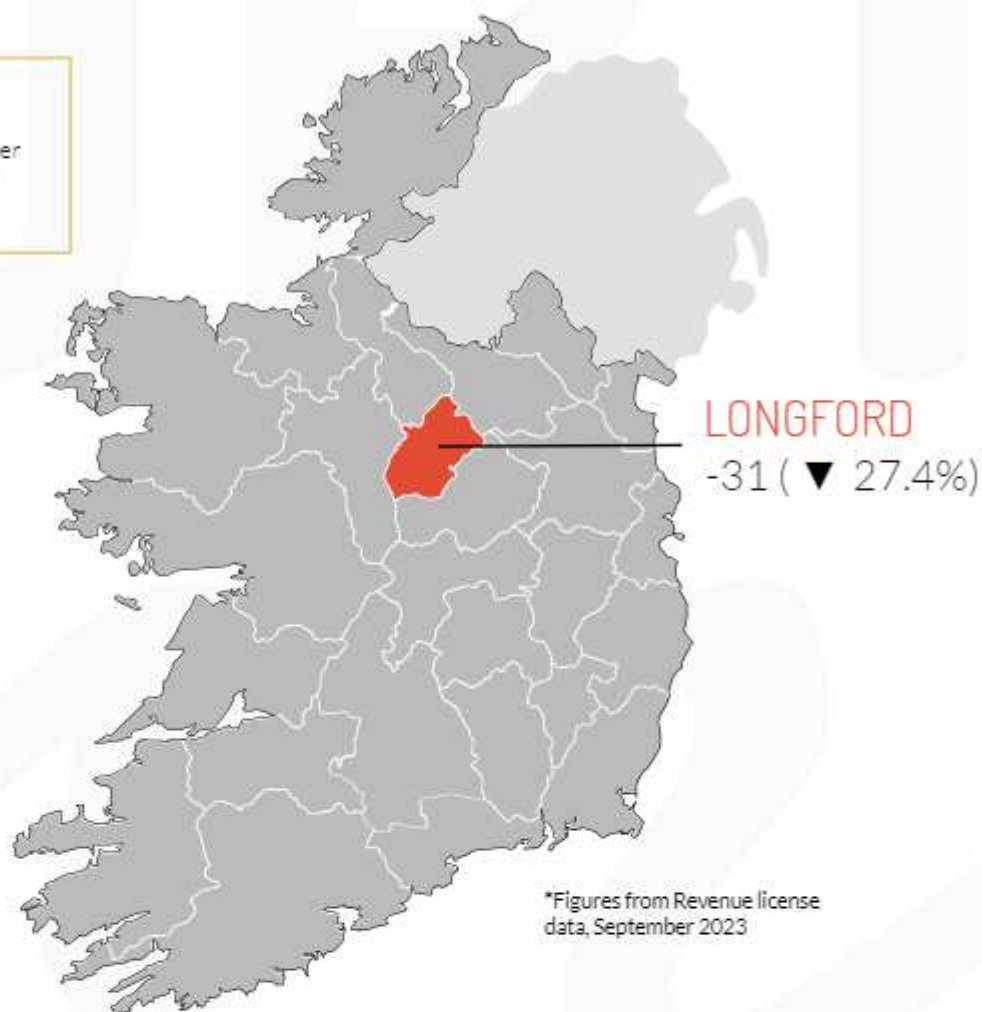
2019-2023
50 fewer pubs in Limerick
(a 14% decline)

14%

PUB CLOSURES IN IRELAND: LONGFORD

LONGFORD:

Decline in the number of pubs in Longford since 2005



The Numbers:

18-YEAR TOTAL DECLINE	
2005	113 pubs in Longford
2023	82 pubs in Longford

2005-2023

31 fewer pubs in Longford
(a 27.4% decline)

27.4%

PRE → POST PANDEMIC DECLINE	
2019	91 pubs in Longford
2020	85 pubs in Longford
2021	84 pubs in Longford
2022	83 pubs in Longford
2023	82 pubs in Longford

2019-2023

9 fewer pubs in Longford
(a 9.9% decline)

9.9%

PUB CLOSURES IN IRELAND: LOUTH

LOUTH:

Decline in the number of pubs in Louth since 2005



The Numbers:

18-YEAR TOTAL DECLINE	
2005	227 pubs in Louth
2023	178 pubs in Louth

2005-2023

49 fewer pubs in Louth
(a 21.6% decline)

21.6%

PRE→POST PANDEMIC DECLINE	
2019	188 pubs in Louth
2020	179 pubs in Louth
2021	181 pubs in Louth
2022	176 pubs in Louth
2023	178 pubs in Louth

2019-2023

10 fewer pubs in Louth
(a 5.3% decline)

5.3%

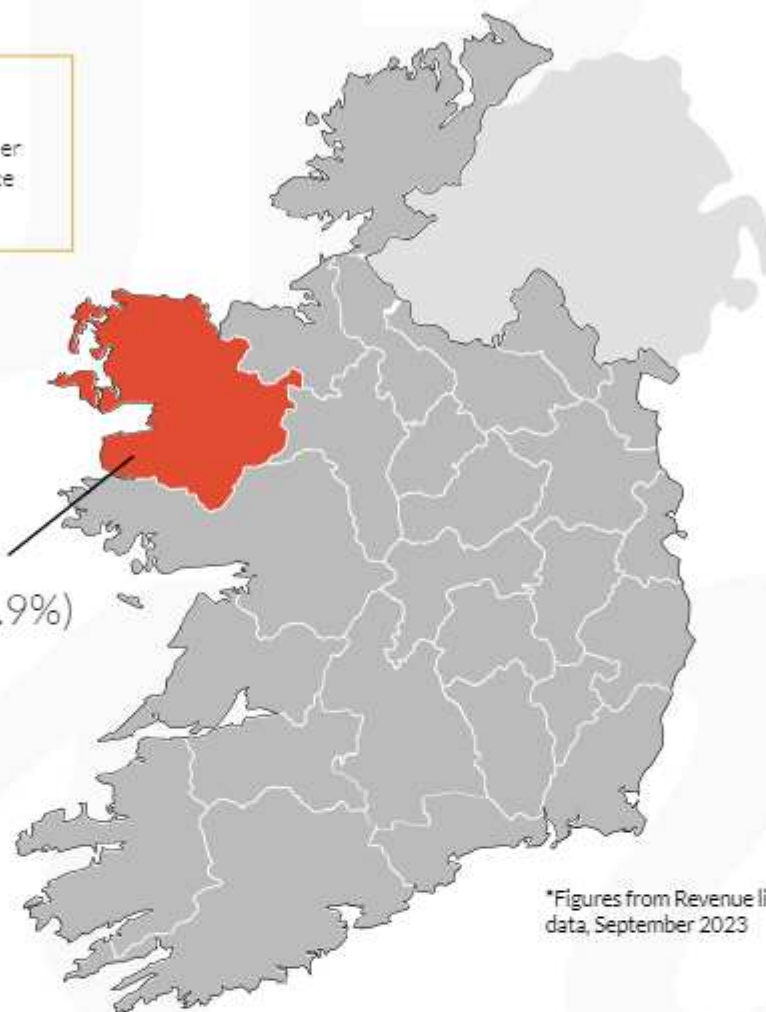
PUB CLOSURES IN IRELAND: MAYO

MAYO:

Decline in the number of pubs in Mayo since 2005

MAYO

-135 (▼ 28.9%)



*Figures from Revenue license data, September 2023

The Numbers:

18-YEAR TOTAL DECLINE	
2005	467 pubs in Mayo
2023	332 pubs in Mayo

2005-2023

135 fewer pubs in Mayo
(a 28.9% decline)

28.9%

PRE→POST PANDEMIC DECLINE	
2019	372 pubs in Mayo
2020	355 pubs in Mayo
2021	350 pubs in Mayo
2022	337 pubs in Mayo
2023	332 pubs in Mayo

2019-2023

40 fewer pubs in Mayo
(a 10.7% decline)

10.7%

PUB CLOSURES IN IRELAND: MEATH

MEATH:

Decline in the number of pubs in Meath since 2005



The Numbers:

18-YEAR TOTAL DECLINE	
2005	210 pubs in Meath
2023	196 pubs in Meath

2005-2023
14 fewer pubs in Meath
(a 6.7% decline)

6.7%

PRE → POST PANDEMIC DECLINE	
2019	204 pubs in Meath
2020	204 pubs in Meath
2021	207 pubs in Meath
2022	201 pubs in Meath
2023	196 pubs in Meath

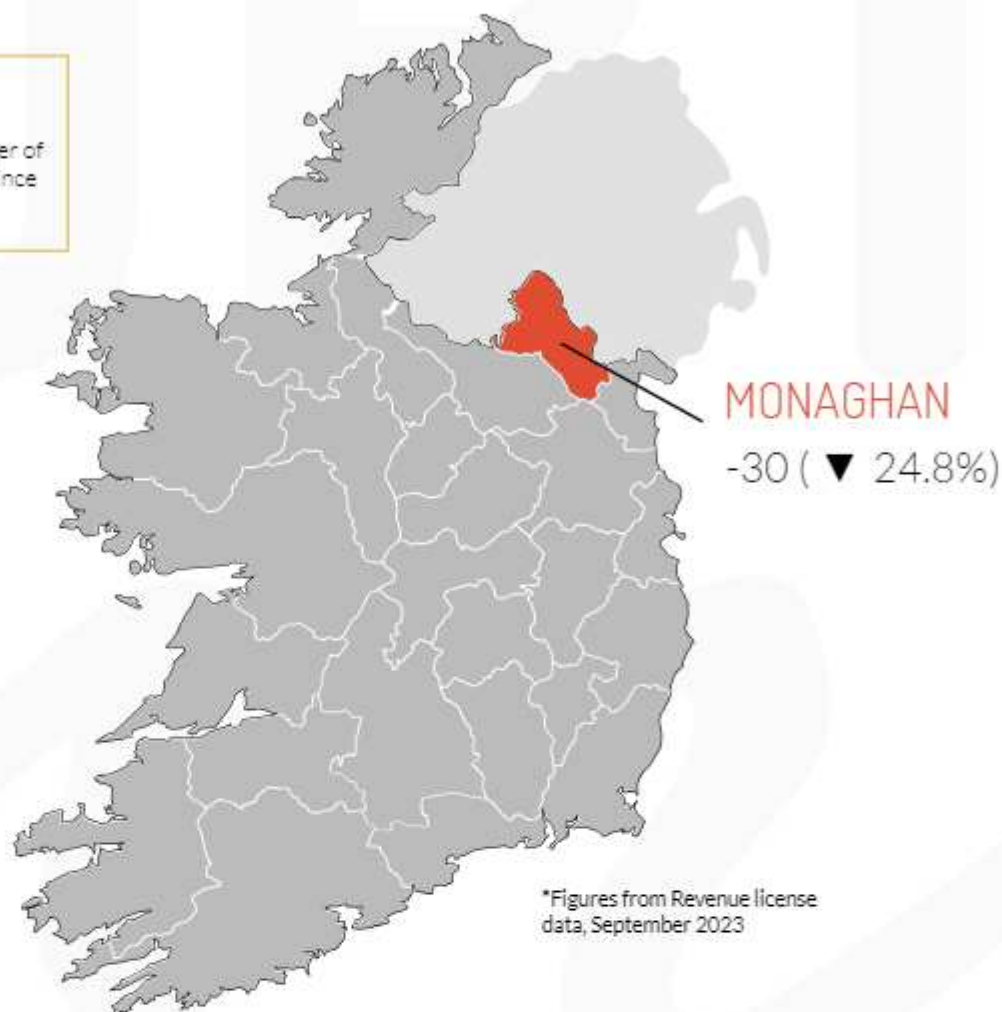
2019-2023
8 fewer pubs in Meath
(a 4% decline)

4%

PUB CLOSURES IN IRELAND: MONAGHAN

MONAGHAN:

Decline in the number of pubs in Monaghan since 2005



The Numbers:

18-YEAR TOTAL DECLINE	
2005	121 pubs in Monaghan
2022	91 pubs in Monaghan

2005-2023

30 fewer pubs in Monaghan
(a 24.8% decline)

24.8%

PRE → POST PANDEMIC DECLINE	
2019	99 pubs in Monaghan
2020	96 pubs in Monaghan
2021	97 pubs in Monaghan
2022	92 pubs in Monaghan
2023	91 pubs in Monaghan

2019-2023

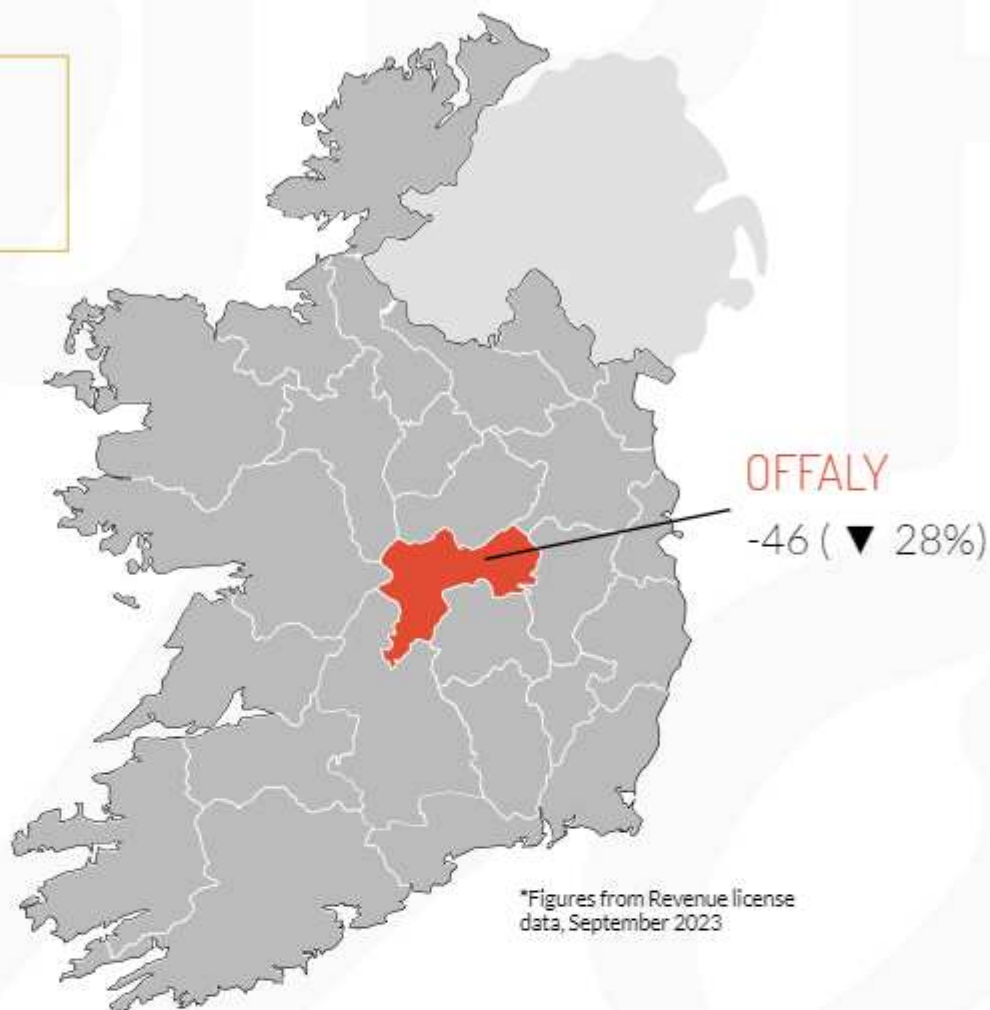
8 fewer pubs in Monaghan
(a 8.1% decline)

8.1%

PUB CLOSURES IN IRELAND: OFFALY

OFFALY:

Decline in the number of pubs in Offaly since 2005



The Numbers:

18-YEAR TOTAL DECLINE	
2005	164 pubs in Offaly
2023	118 pubs in Offaly

2005-2023

46 fewer pubs in Offaly
(a 28% decline)

28%

PRE→POST PANDEMIC DECLINE	
2019	128 pubs in Offaly
2020	119 pubs in Offaly
2021	115 pubs in Offaly
2022	117 pubs in Offaly
2023	118 pubs in Offaly

2019-2023

10 fewer pubs in Offaly
(a 7.8% decline)

7.8%

PUB CLOSURES IN IRELAND: ROSCOMMON

ROSCOMMON:

Decline in the number of pubs in Roscommon since 2005

ROSCOMMON
-81 (▼ 31.9%)



*Figures from Revenue license data, September 2023

The Numbers:

18-YEAR TOTAL DECLINE	
2005	254 pubs in Roscommon
2023	173 pubs in Roscommon

2005-2023

81 fewer pubs in Roscommon
(a 31.9% decline)

31.9%

PRE → POST PANDEMIC DECLINE	
2019	198 pubs in Roscommon
2020	189 pubs in Roscommon
2021	182 pubs in Roscommon
2022	177 pubs in Roscommon
2023	173 pubs in Roscommon

2019-2023

25 fewer pubs in Roscommon
(a 12.6% decline)

12.6%

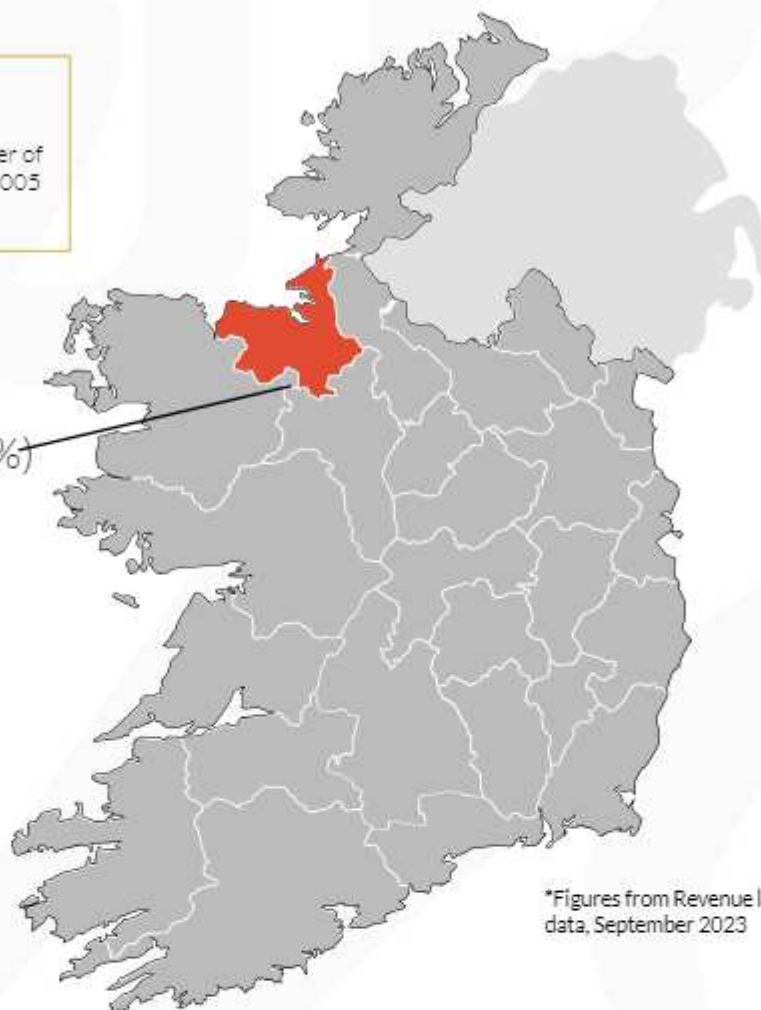
PUB CLOSURES IN IRELAND: SLIGO

SLIGO :

Decline in the number of pubs in Sligo since 2005

SLIGO

-45 (▼ 25.1%)



*Figures from Revenue license data, September 2023

The Numbers:

18-YEAR TOTAL DECLINE	
2005	179 pubs in Sligo
2023	134 pubs in Sligo

2005-2023

45 fewer pubs in Sligo
(a 25.1% decline)

25.1%

PRE→POST PANDEMIC DECLINE	
2019	140 pubs in Sligo
2020	137 pubs in Sligo
2021	136 pubs in Sligo
2022	135 pubs in Sligo
2023	134 pubs in Sligo

2019-2023

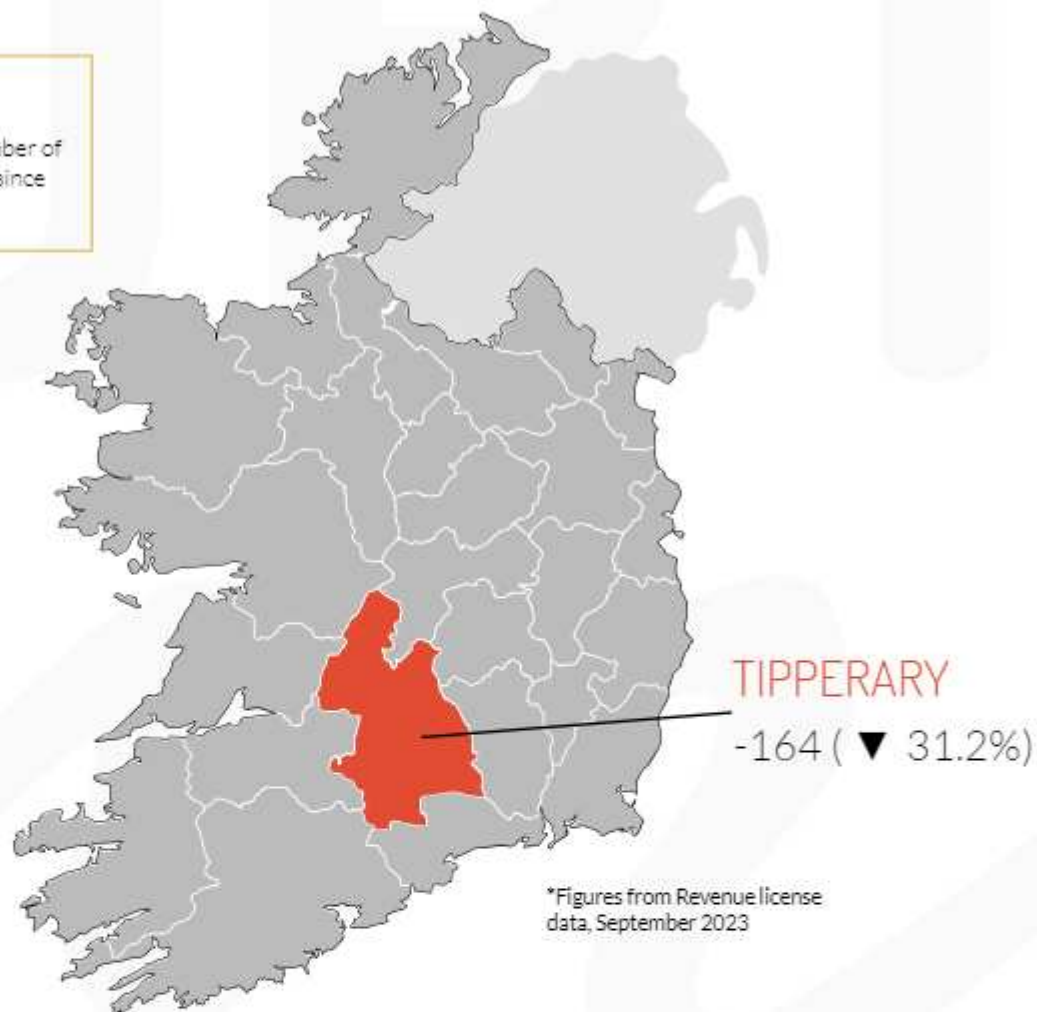
6 fewer pubs in Sligo
(a 4.3% decline)

4.3%

PUB CLOSURES IN IRELAND: TIPPERARY

TIPPERARY:

Decline in the number of pubs in Tipperary since 2005



The Numbers:

18-YEAR TOTAL DECLINE	
2005	525 pubs in Tipperary
2023	361 pubs in Tipperary

2005-2023

164 fewer pubs in Tipperary
(a 31.2% decline)

31.2%

PRE → POST PANDEMIC DECLINE	
2019	401 pubs in Tipperary
2020	397 pubs in Tipperary
2021	387 pubs in Tipperary
2022	387 pubs in Tipperary
2023	361 pubs in Tipperary

2019-2023

40 fewer pubs in Tipperary
(a 9.9% decline)

9.9%

PUB CLOSURES IN IRELAND: WATERFORD

WATERFORD:

Decline in the number of pubs in Waterford since 2005



*Figures from Revenue license data, September 2023

WATERFORD

-66 (▼ 25.4%)

The Numbers:

18-YEAR TOTAL DECLINE	
2005	260 pubs in Waterford
2023	194 pubs in Waterford

2005-2023

66 fewer pubs in Waterford
(a 25.4% decline)

25.4%

PRE→POST PANDEMIC DECLINE	
2019	216 pubs in Waterford
2020	205 pubs in Waterford
2021	199 pubs in Waterford
2022	194 pubs in Waterford
2023	194 pubs in Waterford

2019-2023

22 fewer pubs in Waterford
(a 10.2% decline)

10.2%

PUB CLOSURES IN IRELAND: WESTMEATH

WESTMEATH:

Decline in the number of pubs in Westmeath since 2005



The Numbers:

18-YEAR TOTAL DECLINE	
2005	213 pubs in Westmeath
2023	149 pubs in Westmeath

2005-2023

64 fewer pubs in Westmeath
(a 30% decline)

30%

PRE → POST PANDEMIC DECLINE	
2019	167 pubs in Westmeath
2020	159 pubs in Westmeath
2021	161 pubs in Westmeath
2022	160 pubs in Westmeath
2023	149 pubs in Westmeath

2019-2023

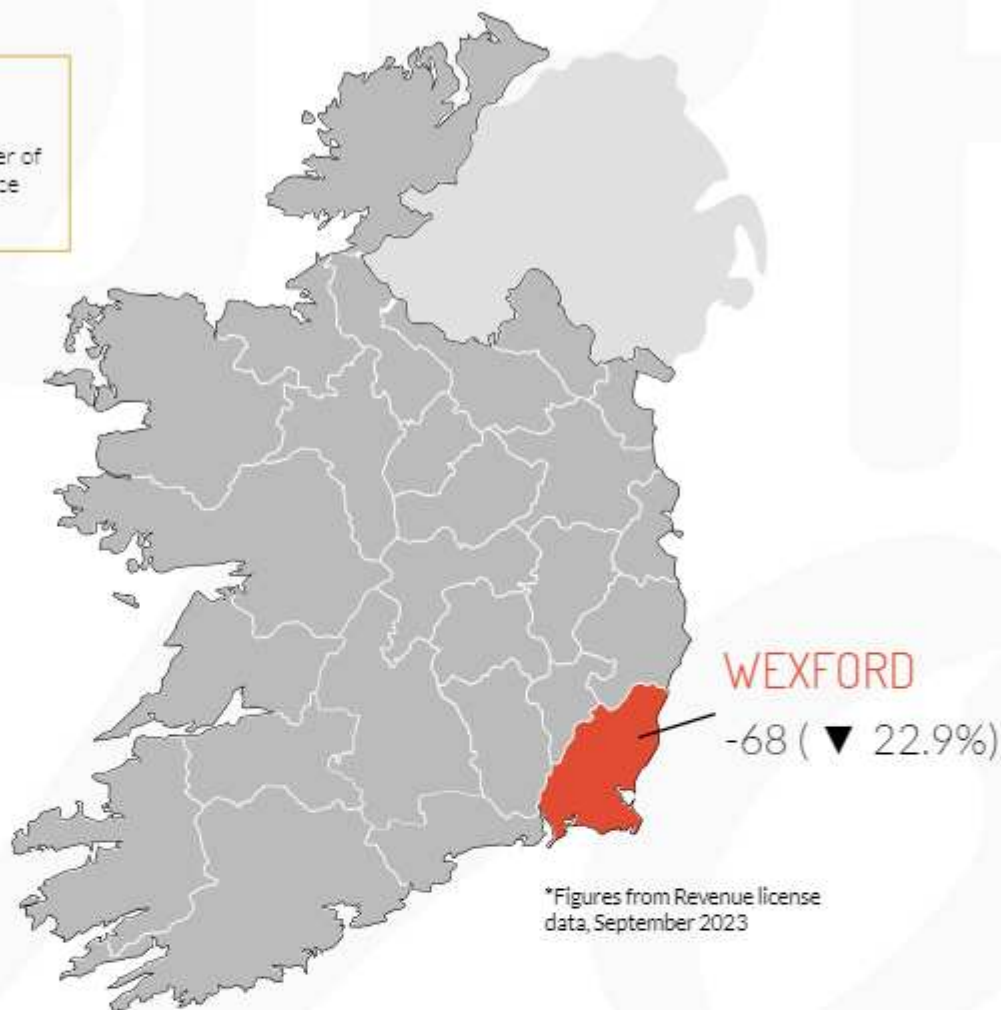
18 fewer pubs in Westmeath
(a 10.8% decline)

10.8%

PUB CLOSURES IN IRELAND: WEXFORD

WEXFORD:

Decline in the number of pubs in Wexford since 2005



The Numbers:

18-YEAR TOTAL DECLINE	
2005	297 pubs in Wexford
2023	229 pubs in Wexford

2005-2023

68 fewer pubs in Wexford
(a 22.9% decline)

22.9%

PRE→POST PANDEMIC DECLINE	
2019	261 pubs in Wexford
2020	254 pubs in Wexford
2021	246 pubs in Wexford
2022	242 pubs in Wexford
2023	229 pubs in Wexford

2019-2023

32 fewer pubs in Wexford
(a 12.3% decline)

12.3%

PUB CLOSURES IN IRELAND: WICKLOW

WICKLOW:

Decline in the number of pubs in Wicklow since 2005



The Numbers:

18-YEAR TOTAL DECLINE	
2005	158 pubs in Wicklow
2023	144 pubs in Wicklow

2005-2023

14 fewer pubs in Wicklow
(a 8.9% decline)

8.9%

PRE→POST PANDEMIC DECLINE	
2019	154 pubs in Wicklow
2020	147 pubs in Wicklow
2021	142 pubs in Wicklow
2022	145 pubs in Wicklow
2023	144 pubs in Wicklow

2019-2023

10 fewer pubs in Wicklow
(a 6.5% decline)

6.5%



Connect with us at:

www.supportyourlocal.ie | www.drinksindustry.ie

X: @DIGI_Ireland